



Transportation: Push-to-Connect



Prestomatic

*Stainless Steel Tube support
Meets D.O.T. FMVSS 571.106
Meets SAE J2494*



PTC

*Composite Light Weight Bodies
Meets D.O.T. FMVSS 571.106
Meets SAE J2494 – 3
Brass componentry*





































Metric Prestomatic

*Stainless Steel Tube Support
Meets DIN 74324
Meets D.O.T. FMVSS 571.106
when used with SAE J844
Metric Tubing*



D

| | | | | | | |
|--|--|--|--|--|--|---|
| Tube to Male NPT | 68PMT Male Connector  p. D6 | 169PMT Male Elbow  p. D7 | 169PMTR Male Elbow Positional  p. D7 | 169PMTL Male Elbow Long  p. D7 | 169PMTNS Male Elbow Rigid  p. D7 | 171PMT Run Tee Swivel  p. D8 |
| | 171PMTNS Run Tee Rigid  p. D8 | 172PMT Branch Tee Swivel  p. D8 | 172PMTNS Branch Tee Rigid  p. D8 | 179PMT 45° Male Elbow Swivel  p. D9 | 179PMTR 45° Male Elbow Positional  p. D9 | 179PMTNS 45° Male Elbow Rigid  p. D9 |
| 369PTC Male Elbow  p. D11 | 368PTC Male Y Connector  p. D11 | 371PTC Run Tee  p. D12 | 372PTC Branch Tee  p. D12 | 379PTC 45° Male Elbow  p. D12 | Tube to Female NPT | 66PMT Female Connector  p. D5 |
| 170PMT Female Elbow Swivel  p. D8 | 170PMTNS Female Elbow Rigid  p. D8 | 370PTC Female Elbow  p. D11 | 377PTC Female Branch Tee  p. D12 | Tube to Metric Thread | | 68PMT-X-M Male Connector  p. D6 |
| Tube to Tube | 62PMT Union  p. D5 | 164PMT Union Tee  p. D6 | 165PMT Union Elbow  p. D6 | | 32PTC Union  p. D11 | 362PTC Union Y  p. D11 |
| | 365PTC Union Elbow  p. D11 | Bulkhead Union | 62PMTBHR Retaining Ring Bulkhead  p. D5 | 62PMTBH Bulkhead Union  p. D5 | 66PMTBH Female Bulkhead Union  p. D6 | 68PMTBH Male Bulkhead Union  p. D6 |
| 169PMTBH Male Elbow Bulkhead  p. D7 | Plug-ins | | 37PTCSP Adapter  p. D12 | 369PTCSP Male Elbow  p. D12 | 372PTCSP Branch Tee  p. D13 | 371PTCSP Run Tee  p. D13 |
| Auxiliary Component | | ERHD External Retainer  p. D5 | ES External Seal  p. D5 | 639PMT Plug  p. D9 | Metric Tube to Male BSPT | F3PMTB Male Connector  p. D15 |

| | | | | | | |
|---------------------------------------|---|---|---|----------------------------|--|--|
| Metric Tube to Metric Straight Thread | F8UPMTB Male Connector  p. D15 | C8UPMTB Male Elbow  p. D16 | S8UPMTB Branch Tee  p. D16 | Metric Tube to Metric Tube | HPMTB Union  p. D15 | JPMTB Union Tee  p. D15 |
| | F2PMTB Male Connector  p. D15 | C2PMTB Male Elbow  p. D16 | | | | |
| | | | | | | |
| | | | | | | |
| | | | | | | |
| | | | | | | |
| | | | | | | |
| | | | | | | |
| | | | | | | |
| | | | | | | |
| | | | | | | |

D



Prestomatic[†] Air Brake Push-In Fittings

D

| MATERIALS OF CONSTRUCTION | |
|---------------------------|-----------------|
| FITTING BODIES: | BRASS |
| COLLET: | BRASS |
| TUBE SUPPORT: | STAINLESS STEEL |
| O-RING: | BUNA N |

| NOMENCLATURE | |
|--------------------|---------------------------|
| EXAMPLE: 68PMT-6-4 | ATTRIBUTE: |
| 68 | MALE CONNECTOR |
| PMT | AIR BRAKE PUSH-IN FITTING |
| 6 | 3/8" (6/16) TUBE SIZE |
| 4 | 1/4" (4/16) PIPE THREAD |

| APPLICABLE TUBE | |
|-----------------|----------------------------------|
| TUBE MATERIAL: | SAE J844 TYPE A & B NYLON TUBING |
| TUBE O.D.: | 5/32, 1/4, 3/8, 1/2, 5/8, 3/4 |

| SPECIFICATIONS | |
|---------------------|----------------|
| PRESSURE RANGE: | UP TO 250 PSI |
| TEMPERATURE RANGES: | -40° TO +200°F |

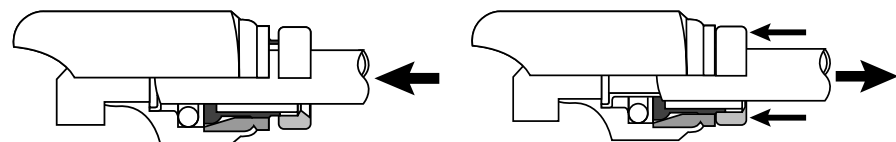
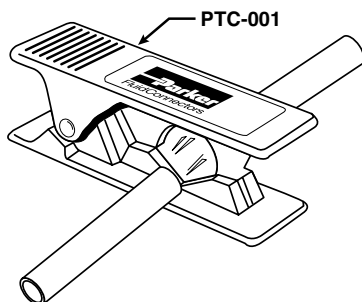


Patented design of sizes 1/4" and above meet SAE J2494 and D.O.T. FMVSS 571.106 air brake performance specifications. Stainless steel tube support in sizes 1/4" and above assures maximum flow and performance requirements of SAE J2494-3. 5/32" size has a brass tube support and meets SAE J2494 and DOT FMVSS 571.106 air brake performance specifications.

Assembly Instructions

1. Cut tubing squarely—maximum of 15° angle allowable.
 - Use of Parker tube cutter PTC-001 is recommended.
2. Check that port or mating part is clean and free of debris.
3. Insert tubing into fitting until it bottoms.
 - Push twice to verify that tubing is inserted past collet and O-Ring.
4. Pull on tubing to verify it is fully inserted.
5. To disassemble, simply press release button, hold against body, and pull tubing out of fitting.

Note: in order to pass hot pull requirements of DOT FMVSS 571.106 and SAE J2494-3 a tube support must be present in the end of the fitting before final fitting assembly.



Insert tubing until it bottoms

Depress button to remove tubing

[†] U.S. Patent No. 5,683,120

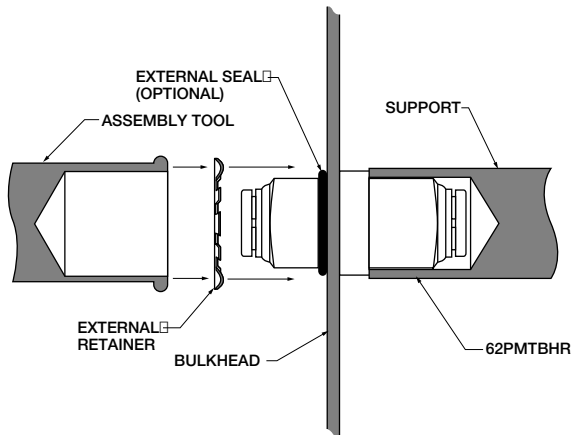
Prestomatic[†] Retaining Ring Bulkhead Unions

Prestomatic[†] retaining ring bulkhead unions feature a unique design that provides the user with an economical method to install and assemble a union connection through a bulkhead.

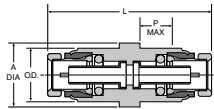
The retaining ring bulkhead unions feature a smaller envelope size than standard bulkhead union connectors and do not require a wrench to mount or assemble in cramped areas.

The external seal feature provides a moisture barrier and can also prevent external contamination from entering into an enclosed area.

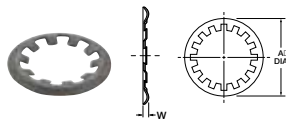
To install, simply support the bulkhead union from behind and apply the external seal. Then push the external retainer against the external seal with an assembly tool and you have a reliable bulkhead connection in a confined area.



Retaining Ring Bulkhead 62PMTBHR



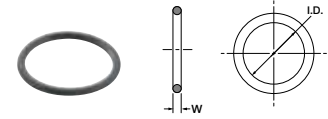
| PART NO. | TUBE SIZE | O.D. | REC. HOLE SIZE | L | P MAX | A DIA |
|-------------|-----------|-------|----------------|------|-------|-------|
| 62PMTBHR-4 | 1/4 | .500 | .512 | 1.53 | .26 | .625 |
| 62PMTBHR-6 | 3/8 | .750 | .762 | 1.92 | .36 | .875 |
| 62PMTBHR-8 | 1/2 | .875 | .887 | 2.15 | .43 | 1.000 |
| 62PMTBHR-10 | 5/8 | 1.000 | 1.012 | 2.54 | .62 | 1.250 |



External Retainer ERHD*

| PART NO. | TUBE SIZE | BULKHEAD UNION O.D. | A DIA. | W |
|----------|-----------|---------------------|--------|-----|
| ERHD-50 | 1/4 | .500 | .83 | .05 |
| ERHD-75 | 3/8 | .750 | 1.08 | .05 |
| ERHD-87 | 1/2 | .875 | 1.20 | .05 |
| ERHD-100 | 5/8 | 1.000 | 1.33 | .06 |

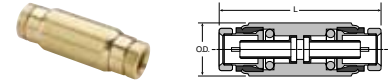
*Material Carbon Spring Steel



External Seal ES*

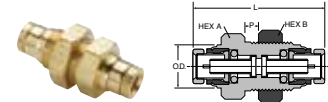
| PART NO. | TUBE SIZE | BULKHEAD UNION O.D. | I.D. | W |
|----------|-----------|---------------------|------|-----|
| ES-50 | 1/4 | .500 | .489 | .07 |
| ES-75 | 3/8 | .750 | .739 | .07 |
| ES-87 | 1/2 | .875 | .864 | .07 |

*Material is Nitrile (Buna N), 70 Durometer



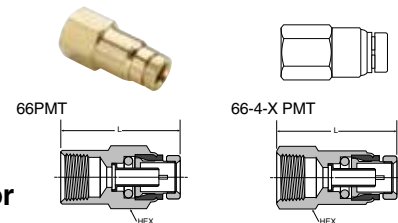
Union 62PMT

| PART NO. | TUBE SIZE | L | O.D. |
|-----------|-----------|------|------|
| 62PMT-4 | 1/4 | 1.48 | .50 |
| 62PMT-6 | 3/8 | 1.87 | .75 |
| 62PMT-6-4 | 3/8-1/4 | 1.68 | .75 |
| 62PMT-8 | 1/2 | 2.03 | .88 |
| 62PMT-10 | 5/8 | 2.42 | 1.00 |



Bulkhead Union 62PMTBH

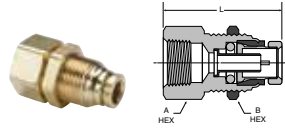
| PART NO. | TUBE SIZE | O.D. | L | P MAX | HEX A | HEX B | BULKHEAD HOLE DIA. |
|------------|-----------|------|------|-------|--------|--------|--------------------|
| 62PMTBH-4 | 1/4 | .56 | 1.69 | .25 | 11/16 | 3/4 | 9/16 |
| 62PMTBH-6 | 3/8 | .88 | 1.93 | .44 | 1-1/16 | 1-1/16 | 7/8 |
| 62PMTBH-8 | 1/2 | 1.00 | 2.02 | .58 | 1-1/4 | 1-1/4 | 1 |
| 62PMTBH-10 | 5/8 | 1.12 | 2.92 | .81 | 1-1/4 | 1-3/8 | 1-1/8 |



Female Connector 66PMT

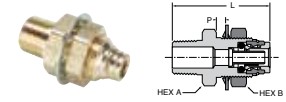
| PART NO. | TUBE SIZE | PIPE THREAD | L | HEX |
|-----------|-----------|-------------|------|-------|
| 66PMT-4-2 | 1/4 | 1/8 | 1.22 | 9/16 |
| 66PMT-4-4 | 1/4 | 1/4 | 1.43 | 11/16 |
| 66PMT-6-2 | 3/8 | 1/8 | 1.37 | 3/4 |
| 66PMT-6-4 | 3/8 | 1/4 | 1.58 | 3/4 |
| 66PMT-6-6 | 3/8 | 3/8 | 1.62 | 13/16 |
| 66PMT-8-4 | 1/2 | 1/4 | 1.69 | 7/8 |
| 66PMT-8-6 | 1/2 | 3/8 | 1.68 | 7/8 |
| 66PMT-8-8 | 1/2 | 1/2 | 1.91 | 1 |

Bulkhead Female Connector 66PMTBH



| PART NO. | TUBE SIZE | PIPE THREAD | L | HEX A | HEX B | BULKHEAD HOLE DIA. |
|-------------|-----------|-------------|------|-------|-------|--------------------|
| 66PMTBH-4-4 | 1/4 | 1/4 | 1.62 | 11/16 | 3/4 | 9/16 |
| 66PMTBH-6-6 | 3/8 | 3/8 | 1.87 | 1.06 | 1.06 | 7/8 |
| 66PMTBH-8-8 | 1/2 | 1/2 | 2.02 | 1-1/4 | 1-1/4 | 1 |

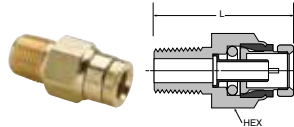
Bulkhead Male Connector 68PMTBH



| PART NO. | TUBE SIZE | PIPE THREAD | L | P MAX | HEX A | HEX B | BULKHEAD HOLE DIA. |
|-------------|-----------|-------------|------|-------|-------|-------|--------------------|
| 68PMTBH-6-8 | 3/8 | 1/2 | 2.37 | .33 | 1-1/4 | 1-1/4 | 1 |
| 68PMTBH-8-8 | 1/2 | 1/2 | 2.38 | .33 | 1-1/4 | 1-1/4 | 1 |

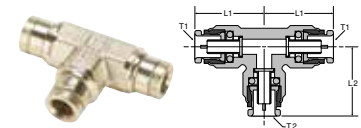
D

Male Connector 68PMT



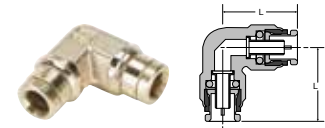
| PART NO. | TUBE SIZE | PIPE THREAD | L | HEX |
|-------------|-----------|-------------|------|--------|
| 68PMT-4-2 | 1/4 | 1/8 | 1.06 | 1/2 |
| 68PMT-4-4 | 1/4 | 1/4 | 1.19 | 9/16 |
| 68PMT-4-6 | 1/4 | 3/8 | 1.27 | 3/4 |
| 68PMT-6-2 | 3/8 | 1/8 | 1.37 | 3/4 |
| 68PMT-6-4 | 3/8 | 1/4 | 1.43 | 3/4 |
| 68PMT-6-6 | 3/8 | 3/8 | 1.33 | 3/4 |
| 68PMT-6-8 | 3/8 | 1/2 | 1.38 | 7/8 |
| 68PMT-8-4 | 1/2 | 1/4 | 1.72 | 7/8 |
| 68PMT-8-6 | 1/2 | 3/8 | 1.52 | 7/8 |
| 68PMT-8-8 | 1/2 | 1/2 | 1.44 | 7/8 |
| 68PMT-10-6 | 5/8 | 3/8 | 1.88 | 1 |
| 68PMT-10-8 | 5/8 | 1/2 | 1.88 | 1 |
| 68PMT-12-8 | 3/4 | 1/2 | 2.03 | 1 3/16 |
| 68PMT-12-12 | 3/4 | 3/4 | 2.03 | 1 1/8 |

Union Tee 164PMT



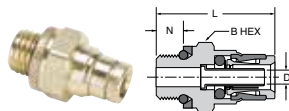
| PART NO. | TUBE 1 SIZE | TUBE 2 SIZE | L1 | L2 |
|--------------|-------------|-------------|------|------|
| 164PMT-4 | 1/4 | 1/4 | .85 | .85 |
| 164PMT-6 | 3/8 | 3/8 | 1.21 | 1.21 |
| 164PMT-6-6-4 | 3/8 | 1/4 | 1.21 | .93 |
| 164PMT-8 | 1/2 | 1/2 | 1.27 | 1.27 |
| 164PMT-10 | 5/8 | 5/8 | 1.63 | 1.62 |

Union Elbow 165PMT



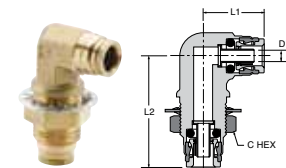
| PART NO. | TUBE SIZE | L |
|-----------|-----------|------|
| 165PMT-4 | 1/4 | .85 |
| 165PMT-6 | 3/8 | 1.11 |
| 165PMT-8 | 1/2 | 1.24 |
| 165PMT-10 | 5/8 | 1.57 |

Male Connector to Metric Adapter 68PMT-X-M

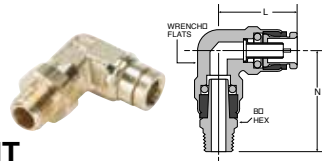


| PART NO. | TUBE SIZE | METRIC THREAD | L | B HEX | N |
|--------------|-----------|---------------|------|--------|-----|
| 68PMT-4-M12 | 1/4 | M12X1.5 | 1.19 | 11/16 | .29 |
| 68PMT-4-M16 | 1/4 | M16X1.5 | 1.29 | 7/8 | .39 |
| 68PMT-6-M12 | 3/8 | M12X1.5 | 1.40 | 3/4 | .29 |
| 68PMT-6-M16 | 3/8 | M16X1.5 | 1.35 | 7/8 | .39 |
| 68PMT-6-M22 | 3/8 | M22X1.5 | 1.23 | 1 1/16 | .40 |
| 68PMT-8-M12 | 1/2 | M12X1.5 | 1.45 | 7/8 | .29 |
| 68PMT-8-M16 | 1/2 | M16X1.5 | 1.52 | 7/8 | .39 |
| 68PMT-8-M22 | 1/2 | M22X1.5 | 1.31 | 1 1/16 | .37 |
| 68PMT-10-M16 | 5/8 | M16X1.5 | 1.78 | 1 | .39 |

Union Bulkhead Elbow 165PMTBH

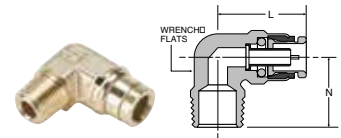


| PART NO. | TUBE SIZE | L1 | L2 | C HEX | FLOW DIA. D | BULKHEAD HOLE DIA. |
|------------|-----------|------|------|-------|-------------|--------------------|
| 165PMTBH-8 | 1/2 | 1.29 | 2.45 | 1 1/4 | .34 | 1 |



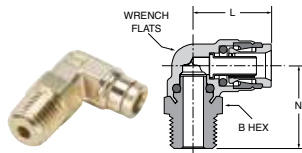
Male Elbow 90° 169PMT

| PART NO. | TUBE SIZE | PIPE THREAD | L | N | WRENCH FLATS | B HEX |
|-------------|-----------|-------------|------|------|--------------|-------|
| 169PMT-4-2 | 1/4 | 1/8 | .84 | 1.01 | 1/2 | 9/16 |
| 169PMT-4-4 | 1/4 | 1/4 | .84 | 1.23 | 1/2 | 9/16 |
| 169PMT-4-6 | 1/4 | 3/8 | .84 | 1.23 | 1/2 | 11/16 |
| 169PMT-6-2 | 3/8 | 1/8 | 1.11 | 1.18 | 9/16 | 11/16 |
| 169PMT-6-4 | 3/8 | 1/4 | 1.11 | 1.30 | 9/16 | 11/16 |
| 169PMT-6-6 | 3/8 | 3/8 | 1.11 | 1.33 | 9/16 | 11/16 |
| 169PMT-6-8 | 3/8 | 1/2 | 1.11 | 1.54 | 9/16 | 7/8 |
| 169PMT-8-4 | 1/2 | 1/4 | 1.27 | 1.73 | 11/16 | 5/8 |
| 169PMT-8-6 | 1/2 | 3/8 | 1.27 | 1.81 | 11/16 | 3/4 |
| 169PMT-8-8 | 1/2 | 1/2 | 1.27 | 1.96 | 11/16 | 7/8 |
| 169PMT-10-6 | 5/8 | 3/8 | 1.53 | 2.03 | 7/8 | 3/4 |
| 169PMT-10-8 | 5/8 | 1/2 | 1.53 | 2.18 | 7/8 | 7/8 |



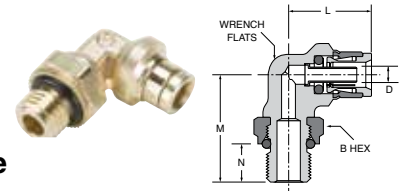
Male Elbow Rigid 90° 169PMTNS/269PMT

| PART NO. | TUBE SIZE | PIPE THREAD | L | N | WRENCH FLATS |
|---------------|-----------|-------------|------|------|--------------|
| 169PMTNS-4-2 | 1/4 | 1/8 | .84 | .72 | 1/2 |
| 169PMTNS-4-4 | 1/4 | 1/4 | .84 | .90 | 1/2 |
| 169PMTNS-4-6 | 1/4 | 3/8 | .84 | 1.06 | 1/2 |
| 169PMTNS-6-2 | 3/8 | 1/8 | 1.05 | .75 | 9/16 |
| 169PMTNS-6-4 | 3/8 | 1/4 | 1.05 | .94 | 9/16 |
| 169PMTNS-6-6 | 3/8 | 3/8 | 1.05 | .94 | 3/4 |
| 169PMTNS-6-8 | 3/8 | 1/2 | 1.12 | 1.26 | 11/16 |
| 169PMTNS-8-4 | 1/2 | 1/4 | 1.17 | 1.06 | 11/16 |
| 169PMTNS-8-6 | 1/2 | 3/8 | 1.22 | 1.06 | 11/16 |
| 169PMTNS-8-8 | 1/2 | 1/2 | 1.22 | 1.26 | 11/16 |
| 169PMTNS-10-6 | 5/8 | 3/8 | 1.46 | 1.11 | 7/8 |
| 169PMTNS-10-8 | 5/8 | 1/2 | 1.46 | 1.32 | 7/8 |
| 169PMTNS-12-8 | 3/4 | 1/2 | 1.81 | 1.44 | 1 |



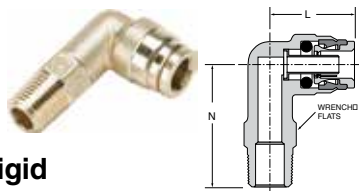
Male Elbow Positional 90° 169PMTR

| PART NO. | TUBE SIZE | PIPE THREAD | B HEX | L | N | WRENCH FLATS |
|--------------|-----------|-------------|-------|------|------|--------------|
| 169PMTR-4-4 | 1/4 | 1/4 | 9/16 | 0.84 | 1.13 | 1/2 |
| 169PMTR-6-6 | 3/8 | 3/8 | 3/4 | 1.12 | 1.19 | 9/16 |
| 169PMTR-10-8 | 5/8 | 1/2 | 7/8 | 1.54 | 1.50 | 7/8 |



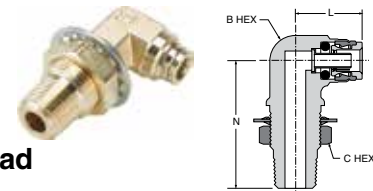
Male Elbow to Metric Adjustable 169PMTNS-X-M

| PART NO. | TUBE SIZE | METRIC THREAD | WRENCH FLATS (MM) | HEX (MM) | L | M | N |
|----------------|-----------|---------------|-------------------|----------|------|------|-----|
| 169PMTNS-4-M12 | 1/4 | M12X1.5 | 10 | 17 | .84 | 1.11 | .37 |
| 169PMTNS-4-M16 | 1/4 | M16X1.5 | 11 | 24 | .96 | 1.27 | .41 |
| 169PMTNS-4-M22 | 1/4 | M22X1.5 | 19 | 30 | 1.09 | 1.53 | .41 |
| 169PMTNS-6-M12 | 3/8 | M12X1.5 | 16 | 17 | 1.10 | 1.15 | .66 |
| 169PMTNS-6-M16 | 3/8 | M16X1.5 | 19 | 24 | 1.23 | 1.27 | .41 |
| 169PMTNS-8-M12 | 1/2 | M12X1.5 | 16 | 17 | 1.21 | 1.31 | .37 |
| 169PMTNS-8-M16 | 1/2 | M16X1.5 | 16 | 24 | 1.26 | 1.34 | .41 |
| 169PMTNS-8-M22 | 1/2 | M22X1.5 | 19 | 30 | 1.26 | 1.59 | .41 |



Male Elbow Long Rigid 90° 169PMTL

| PART NO. | TUBE SIZE | PIPE THREAD | L | N | WRENCH FLATS |
|--------------|-----------|-------------|------|------|--------------|
| 169PMTL-6-4 | 3/8 | 1/4 | 1.06 | 1.63 | 9/16 |
| 169PMTL-6-8 | 3/8 | 1/2 | 1.19 | 2.50 | 7/8 |
| 169PMTL-6-6 | 3/8 | 3/8 | 1.19 | 2.50 | 7/8 |
| 169PMTL-8-8 | 1/2 | 1/2 | 1.22 | 2.50 | 7/8 |
| 169PMTL-10-8 | 5/8 | 1/2 | 1.46 | 2.50 | 7/8 |

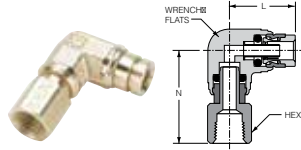


Male Elbow Bulkhead 169PMTBH

| PART NO. | TUBE SIZE | PIPE THREAD | L | N | B HEX | C HEX | BULKHEAD HOLE DIA. |
|-------------|-----------|-------------|------|------|-------|-------|--------------------|
| 169PMTBH6-8 | 3/8 | 1/2 | 1.19 | 2.50 | 1-1/4 | 7/8 | 1 |
| 169PMTBH8-8 | 1/2 | 1/2 | 1.29 | 2.50 | 1-1/4 | 7/8 | 1 |

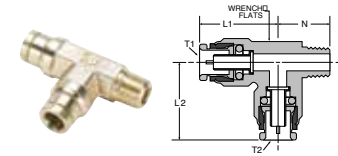


Female Elbow Swivel 90° 170PMT



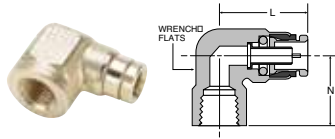
| PART NO. | TUBE SIZE | PIPE THREAD | L | N | HEX | WRENCH FLATS |
|------------|-----------|-------------|-----|------|-----|--------------|
| 170PMT-4-2 | 1/4 | 1/8 | .84 | 1.06 | 1/2 | 1/2 |

Male Run Tee Rigid 171PMTNS



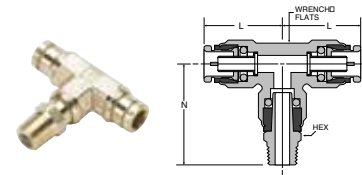
| PART NO. | TUBE 1 SIZE | TUBE 2 SIZE | PIPE THREAD | L1 | L2 | N | WRENCH FLATS |
|----------------|-------------|-------------|-------------|------|------|------|--------------|
| 171PMTNS-4-2 | 1/4 | 1/4 | 1/8 | .91 | .91 | .77 | 15/32 |
| 171PMTNS-4-4 | 1/4 | 1/4 | 1/4 | .91 | .91 | .94 | 15/32 |
| 171PMTNS-4-6-4 | 1/4 | 3/8 | 1/4 | .93 | 1.21 | .97 | 5/8 |
| 171PMTNS-6-4 | 3/8 | 3/8 | 1/4 | 1.21 | 1.21 | .97 | 5/8 |
| 171PMTNS-6-4-4 | 3/8 | 1/4 | 1/4 | 1.21 | .93 | .97 | 5/8 |
| 171PMTNS-6-4-6 | 3/8 | 1/4 | 3/8 | 1.22 | .97 | .93 | 5/8 |
| 171PMTNS-6-6 | 3/8 | 3/8 | 3/8 | 1.21 | 1.21 | .97 | 5/8 |
| 171PMTNS-6-8 | 3/8 | 3/8 | 1/2 | 1.17 | 1.17 | 1.26 | 5/8 |
| 171PMTNS-8-4 | 1/2 | 1/2 | 1/4 | 1.28 | 1.28 | 1.06 | 7/8 |

Female Elbow Rigid 90° 170PMTNS



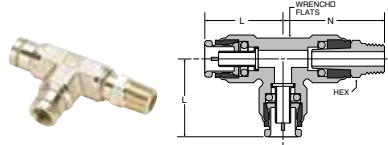
| PART NO. | TUBE SIZE | PIPE THREAD | L | N | WRENCH FLATS |
|--------------|-----------|-------------|------|------|--------------|
| 170PMTNS-4-2 | 1/4 | 1/8 | .84 | .56 | 11/16 |
| 170PMTNS-4-4 | 1/4 | 1/4 | 1.00 | .67 | 11/16 |
| 170PMTNS-6-2 | 3/8 | 1/8 | 1.12 | .64 | 9/16 |
| 170PMTNS-6-4 | 3/8 | 1/4 | 1.25 | 1.00 | 11/16 |
| 170PMTNS-6-6 | 3/8 | 3/8 | 1.25 | 1.00 | 13/16 |
| 170PMTNS-8-4 | 1/2 | 1/4 | 1.25 | .75 | 11/16 |
| 170PMTNS-8-6 | 1/2 | 3/8 | 1.32 | .88 | 11/16 |
| 170PMTNS-8-8 | 1/2 | 1/2 | 1.70 | .98 | 1 |

Male Branch Tee Swivel 172PMT



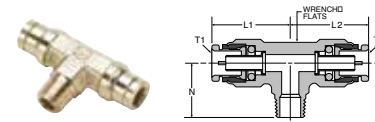
| PART NO. | TUBE SIZE | PIPE THREAD | L | N | HEX | WRENCH FLATS |
|------------|-----------|-------------|------|------|-------|--------------|
| 172PMT-4-2 | 1/4 | 1/8 | .85 | 1.01 | 9/16 | 1/2 |
| 172PMT-4-4 | 1/4 | 1/4 | .85 | 1.23 | 9/16 | 1/2 |
| 172PMT-6-2 | 3/8 | 1/8 | 1.22 | 1.30 | 11/16 | 5/8 |
| 172PMT-6-4 | 3/8 | 1/4 | 1.22 | 1.42 | 11/16 | 5/8 |
| 172PMT-6-6 | 3/8 | 3/8 | 1.22 | 1.45 | 11/16 | 5/8 |
| 172PMT-8-4 | 1/2 | 1/4 | 1.27 | 1.73 | 5/8 | 7/8 |
| 172PMT-8-6 | 1/2 | 3/8 | 1.27 | 1.79 | 3/4 | 7/8 |
| 172PMT-8-8 | 1/2 | 1/2 | 1.27 | 1.97 | 7/8 | 7/8 |

Male Run Tee Swivel 171PMT



| PART NO. | TUBE SIZE | PIPE THREAD | L | N | HEX | WRENCH FLATS |
|------------|-----------|-------------|------|------|-------|--------------|
| 171PMT-4-2 | 1/4 | 1/8 | .85 | 1.01 | 9/16 | 1/2 |
| 171PMT-4-4 | 1/4 | 1/4 | .85 | 1.23 | 9/16 | 1/2 |
| 171PMT-4-6 | 1/4 | 3/8 | .85 | 1.23 | 11/16 | 1/2 |
| 171PMT-6-4 | 3/8 | 1/4 | 1.21 | 1.42 | 11/16 | 5/8 |
| 171PMT-6-6 | 3/8 | 3/8 | 1.21 | 1.45 | 11/16 | 5/8 |
| 171PMT-8-4 | 1/2 | 1/4 | 1.27 | 1.74 | 5/8 | 7/8 |
| 171PMT-8-6 | 1/2 | 3/8 | 1.27 | 1.83 | 3/4 | 7/8 |
| 171PMT-8-8 | 1/2 | 1/2 | 1.27 | 1.99 | 7/8 | 7/8 |

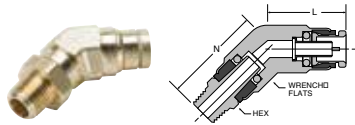
Male Branch Tee Rigid 172PMTNS



| PART NO. | TUBE 1 SIZE | TUBE 2 SIZE | PIPE THREAD | L1 | L2 | N | WRENCH FLATS |
|----------------|-------------|-------------|-------------|------|------|------|--------------|
| 172PMTNS-4-2 | 1/4 | 1/4 | 1/8 | .91 | .91 | .78 | 1/2 |
| 172PMTNS-6-4 | 3/8 | 3/8 | 1/4 | 1.21 | 1.21 | .97 | 5/8 |
| 172PMTNS-6-4-4 | 3/8 | 1/4 | 1/4 | 1.21 | .93 | .97 | 5/8 |
| 172PMTNS-6-6 | 3/8 | 3/8 | 3/8 | 1.21 | 1.21 | .97 | 5/8 |
| 172PMTNS-6-8 | 3/8 | 3/8 | 1/2 | 1.17 | 1.17 | 1.26 | 7/8 |
| 172PMTNS-8-6 | 1/2 | 1/2 | 3/8 | 1.28 | 1.28 | 1.06 | 7/8 |
| 172PMTNS-8-6-8 | 1/2 | 3/8 | 1/2 | 1.25 | 1.25 | 1.25 | 7/8 |
| 172PMTNS-8-8 | 1/2 | 1/2 | 1/2 | 1.34 | 1.34 | 1.25 | 7/8 |

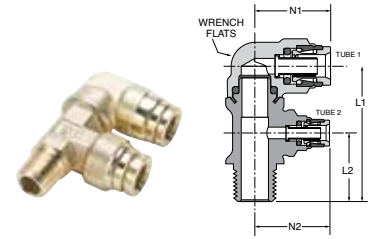
D

Male Elbow Swivel 45° 179PMT



| PART NO. | TUBE SIZE | PIPE THREAD | L | N | HEX | WRENCH FLATS |
|------------|-----------|-------------|------|------|-------|--------------|
| 179PMT-4-2 | 1/4 | 1/8 | .79 | .92 | 9/16 | 9/16 |
| 179PMT-4-4 | 1/4 | 1/4 | .79 | 1.14 | 9/16 | 9/16 |
| 179PMT-6-2 | 3/8 | 1/8 | .99 | 1.02 | 11/16 | 3/4 |
| 179PMT-6-4 | 3/8 | 1/4 | .99 | 1.14 | 11/16 | 3/4 |
| 179PMT-6-6 | 3/8 | 3/8 | .99 | 1.17 | 11/16 | 3/4 |
| 179PMT-8-4 | 1/2 | 1/4 | 1.20 | 1.70 | 5/8 | 7/8 |
| 179PMT-8-6 | 1/2 | 3/8 | 1.20 | 1.78 | 3/4 | 7/8 |
| 179PMT-8-8 | 1/2 | 1/2 | 1.20 | 1.93 | 7/8 | 7/8 |

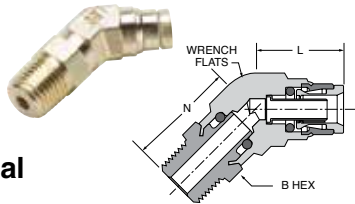
Dual port 90 Male Elbow Positional 189PMTR



| PART NO. | TUBE 1 SIZE | TUBE 2 SIZE | PIPE THREAD | L1 | L2 | N1 | N2 | WRENCH FLATS |
|---------------|-------------|-------------|-------------|------|------|------|------|--------------|
| 189PMTR6-4-6 | 3/8 | 1/4 | 3/8 | 2.12 | 1.05 | 1.21 | 1.19 | 11/16 |
| 189PMTR6-6-4 | 3/8 | 3/8 | 1/4 | 2.06 | .98 | 1.12 | 1.20 | 9/16 |
| 189PMTR6-6-6 | 3/8 | 3/8 | 3/8 | 2.06 | .98 | 1.12 | 1.20 | 9/16 |
| 189PMTR10-4-6 | 5/8 | 1/4 | 3/8 | 2.18 | 1.05 | 1.54 | 1.19 | 7/8 |
| 189PMTR10-6-6 | 5/8 | 3/8 | 3/8 | 2.31 | 1.12 | 1.54 | 1.18 | 7/8 |

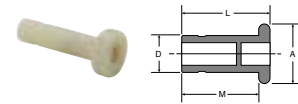


Male Elbow Positional Swivel 45° 179PMTR



| PART NO. | TUBE SIZE | PIPE THREAD | B HEX | L | N | WRENCH FLATS |
|-------------|-----------|-------------|-------|------|------|--------------|
| 179PMTR-4-4 | 1/4 | 1/4 | 9/16 | 0.79 | 1.18 | 9/16 |
| 179PMTR-8-8 | 1/2 | 1/2 | 7/8 | 1.17 | 1.35 | 7/8 |

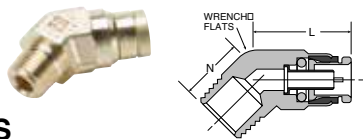
Push-To-Connect Fitting Plug 639PM/639PMT



| PART NO. | TUBE SIZE | L | M | A | D |
|----------|-----------|------|------|-----|------|
| 639PMT-4 | 1/4 | 1.14 | .96 | .48 | .250 |
| 639PMT-6 | 3/8 | 1.33 | 1.15 | .67 | .375 |
| 639PMT-8 | 1/2 | 1.33 | 1.15 | .81 | .500 |

Specify color when ordering Black (BL) or Blue (BU), example 639PMT-4BU
Note: use appropriate PM/PMT style connection as determined by part number.

Male Elbow Rigid 45° 179PMTNS



| PART NO. | TUBE SIZE | PIPE THREAD | L | N | WRENCH FLATS |
|---------------|-----------|-------------|------|------|--------------|
| 179PMTNS-4-2 | 1/4 | 1/8 | .80 | .56 | 9/16 |
| 179PMTNS-4-4 | 1/4 | 1/4 | .80 | .75 | 9/16 |
| 179PMTNS-6-2 | 3/8 | 1/8 | .99 | .55 | 3/4 |
| 179PMTNS-6-4 | 3/8 | 1/4 | .99 | .73 | 3/4 |
| 179PMTNS-6-6 | 3/8 | 3/8 | .99 | .73 | 3/4 |
| 179PMTNS-8-4 | 1/2 | 1/4 | 1.28 | .81 | 13/16 |
| 179PMTNS-8-6 | 1/2 | 3/8 | 1.28 | .81 | 13/16 |
| 179PMTNS-8-8 | 1/2 | 1/2 | 1.28 | 1.06 | 13/16 |
| 179PMTNS-10-6 | 5/8 | 3/8 | 1.22 | .88 | 7/8 |
| 179PMTNS-10-8 | 5/8 | 1/2 | 1.22 | 1.00 | 7/8 |
| 179PMTNS-12-8 | 3/4 | 1/2 | 1.41 | 1.25 | 1 |



PTC Composite Push-In Air Brake Fittings

D

| MATERIALS OF CONSTRUCTION | |
|---------------------------|-----------------|
| FITTING BODY: | COMPOSITE |
| COLLET: | BRASS |
| TUBE SUPPORT: | STAINLESS STEEL |
| O-RING: | BUNA N |
| THREADS: | BRASS |

| NOMENCLATURE | |
|---------------------|-------------------------------------|
| EXAMPLE: 369PTC-6-4 | ATTRIBUTE: |
| 396 | MALE ELBOW 90° |
| PTC | COMPOSITE PUSH-IN AIR BRAKE FITTING |
| 6 | 3/8" (6/16) TUBE SIZE |
| 4 | 1/4" (4/16) PIPE THREAD |

| APPLICABLE TUBE | |
|-----------------|----------------------------------|
| TUBE MATERIAL: | SAE J844 TYPE A & B NYLON TUBING |
| TUBE O.D.: | 1/4, 3/8, 1/2, 5/8, 3/4 |

| SPECIFICATIONS | |
|---------------------|----------------|
| PRESSURE RANGE: | UP TO 250 PSI |
| TEMPERATURE RANGES: | -40° TO +200°F |

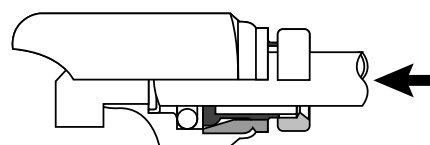
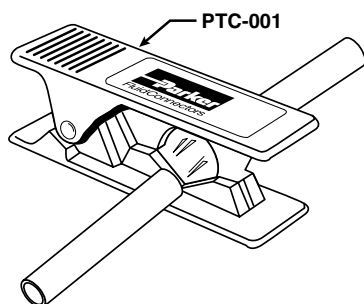


Design of the PTC composite air brake fitting complies with the performance requirements of D.O.T. FMVSS 571.106, SAE J1131 and SAE J2494-3. Tube support design assures maximum flow.

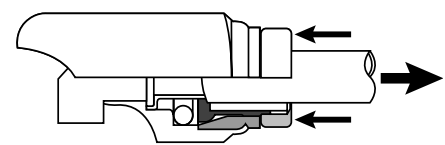
Assembly Instructions

- Cut tubing squarely—maximum of 15° angle allowable.
 - Use of Parker tube cutter PTC-001 is recommended.
- Check that port or mating part is clean and free of debris.
- Insert tubing into fitting until it bottoms.
 - Push twice to verify that tubing is inserted past collet and O-Ring.
- Pull on tubing to verify it is fully inserted.
- To disassemble, simply press release button, hold against body, and pull tubing out of fitting.

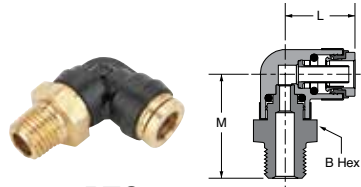
Note: in order to pass hot pull requirements of SAE FMVSS 571.106 and SAE J2494-3 a tube support must be present in the end of the fitting before final fitting assembly.



Insert tubing until it bottoms

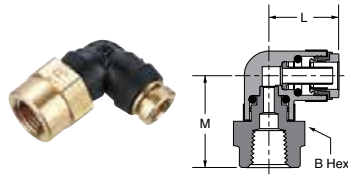


Depress button to remove tubing



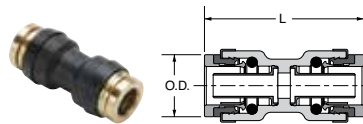
Male Elbow Swivel 90° 369PTC

| PART NO. | TUBE SIZE | PIPE THREAD | B HEX | L | M |
|--------------|-----------|-------------|--------|------|------|
| 369PTC-4-2 | 1/4 | 1/8 | 9/16 | .69 | 1.05 |
| 369PTC-4-4 | 1/4 | 1/4 | 9/16 | .69 | 1.20 |
| 369PTC-4-6 | 1/4 | 3/8 | 3/4 | .69 | 1.20 |
| 369PTC-6-2 | 3/8 | 1/8 | 3/4 | .99 | 1.13 |
| 369PTC-6-4 | 3/8 | 1/4 | 3/4 | .99 | 1.28 |
| 369PTC-6-6 | 3/8 | 3/8 | 3/4 | .99 | 1.28 |
| 369PTC-6-8 | 3/8 | 1/2 | 7/8 | .99 | 1.47 |
| 369PTC-8-4 | 1/2 | 1/4 | 15/16 | 1.11 | 1.39 |
| 369PTC-8-6 | 1/2 | 3/8 | 15/16 | 1.11 | 1.39 |
| 369PTC-8-8 | 1/2 | 1/2 | 15/16 | 1.11 | 1.58 |
| 369PTC-10-6 | 5/8 | 3/8 | 1-1/16 | 1.33 | 1.60 |
| 369PTC-10-8 | 5/8 | 1/2 | 1-1/16 | 1.33 | 1.79 |
| 369PTC-12-8 | 3/4 | 1/2 | 1-3/16 | 1.52 | 1.89 |
| 369PTC-12-12 | 3/4 | 3/4 | 1-3/16 | 1.52 | 1.99 |



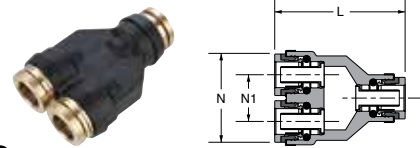
Female Elbow Swivel 90° 370PTC

| PART NO. | TUBE SIZE | PIPE THREAD | B HEX | L | M |
|------------|-----------|-------------|--------|------|------|
| 370PTC-4-2 | 1/4 | 1/8 | 5/8 | .69 | .89 |
| 370PTC-4-4 | 1/4 | 1/4 | 3/4 | .69 | 1.05 |
| 370PTC-6-2 | 3/8 | 1/8 | 3/4 | .99 | .90 |
| 370PTC-6-4 | 3/8 | 1/4 | 3/4 | .99 | 1.13 |
| 370PTC-6-6 | 3/8 | 3/8 | 13/16 | .99 | 1.19 |
| 370PTC-8-6 | 1/2 | 3/8 | 15/16 | 1.11 | 1.30 |
| 370PTC-8-8 | 1/2 | 1/2 | 1-1/16 | 1.11 | 1.49 |



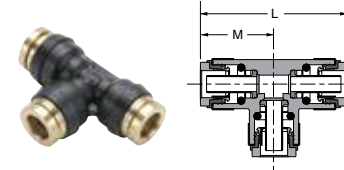
Union 32PTC

| PART NO. | TUBE SIZE | L | O.D. |
|----------|-----------|------|------|
| 32PTC-4 | 1/4 | 1.33 | .53 |
| 32PTC-6 | 3/8 | 1.61 | .73 |
| 32PTC-8 | 1/2 | 1.75 | .88 |
| 32PTC-10 | 5/8 | 2.15 | 1.02 |
| 32PTC-12 | 3/4 | 2.50 | 1.17 |



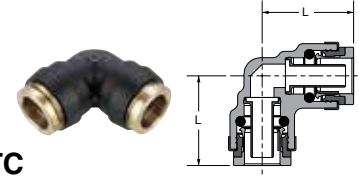
Union Y 362PTC

| PART NO. | TUBE SIZE | L | N | N1 |
|----------|-----------|------|------|-----|
| 362PTC-4 | 1/4 | 1.52 | 1.06 | .50 |
| 362PTC-6 | 3/8 | 2.03 | 1.43 | .68 |
| 362PTC-8 | 1/2 | 2.20 | 1.74 | .84 |



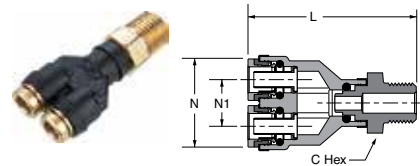
Union Tee 364PTC

| PART NO. | TUBE SIZE | L | M |
|-----------|-----------|------|------|
| 364PTC-4 | 1/4 | 1.42 | .71 |
| 364PTC-6 | 3/8 | 1.99 | .99 |
| 364PTC-8 | 1/2 | 2.25 | 1.13 |
| 364PTC-10 | 5/8 | 2.88 | 1.44 |



Union Elbow 365PTC

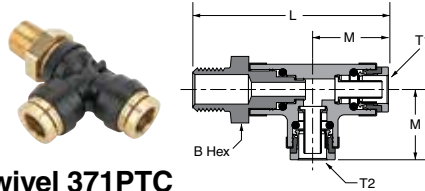
| PART NO. | TUBE SIZE | L |
|----------|-----------|------|
| 365PTC-6 | 3/8 | .99 |
| 365PTC-8 | 1/2 | 1.11 |



Union Y Male Connector 368PTC

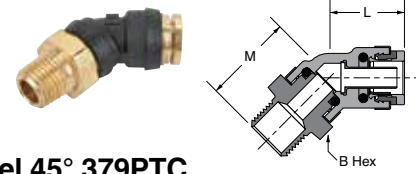
| PART NO. | TUBE SIZE | PIPE THREAD | L | C HEX | N | N1 |
|------------|-----------|-------------|------|-------|------|-----|
| 368PTC-4-2 | 1/4 | 1/8 | 1.96 | 9/16 | 1.03 | .50 |
| 368PTC-4-4 | 1/4 | 1/4 | 2.12 | 9/16 | 1.03 | .50 |
| 368PTC-6-4 | 3/8 | 1/4 | 2.56 | 3/4 | 1.41 | .68 |





Male Run Tee Swivel 371PTC

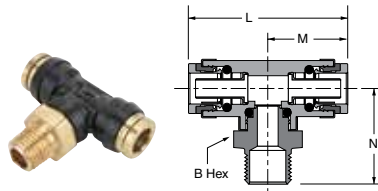
| PART NO. | TUBE SIZE 1 | TUBE SIZE 2 | PIPE THREAD | B HEX | L | M |
|--------------|-------------|-------------|-------------|--------|------|------|
| 371PTC-4-2 | 1/4 | 1/4 | 1/8 | 9/16 | 1.93 | .71 |
| 371PTC-4-4 | 1/4 | 1/4 | 1/4 | 9/16 | 2.08 | .71 |
| 371PTC-4-6 | 1/4 | 1/4 | 3/8 | 3/4 | 2.08 | .71 |
| 371PTC-6-4 | 3/8 | 3/8 | 1/4 | 3/4 | 2.27 | .99 |
| 371PTC-6-4-4 | 3/8 | 1/4 | 1/4 | 3/4 | 2.27 | 1.08 |
| 371PTC-6-6 | 3/8 | 3/8 | 3/8 | 3/4 | 2.27 | .99 |
| 371PTC-8-4 | 1/2 | 1/2 | 1/4 | 15/16 | 2.55 | 1.13 |
| 371PTC-8-6 | 1/2 | 1/2 | 3/8 | 15/16 | 2.55 | 1.13 |
| 371PTC-8-8 | 1/2 | 1/2 | 1/2 | 15/16 | 2.74 | 1.13 |
| 371PTC-10-8 | 5/8 | 5/8 | 1/2 | 1-1/16 | 3.24 | 1.44 |



Male Elbow Swivel 45° 379PTC

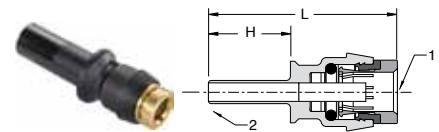
| PART NO. | TUBE SIZE | PIPE THREAD | B HEX | L | M |
|--------------|-----------|-------------|--------|------|------|
| 379PTC-4-2 | 1/4 | 1/8 | 9/16 | .64 | .97 |
| 379PTC-4-4 | 1/4 | 1/4 | 9/16 | .64 | 1.12 |
| 379PTC-4-6 | 1/4 | 3/8 | 3/4 | .64 | 1.12 |
| 379PTC-6-2 | 3/8 | 1/8 | 3/4 | .87 | 1.01 |
| 379PTC-6-4 | 3/8 | 1/4 | 3/4 | .87 | 1.16 |
| 379PTC-6-6 | 3/8 | 3/8 | 3/4 | .87 | 1.16 |
| 379PTC-6-8 | 3/8 | 1/2 | 15/16 | .89 | 1.40 |
| 379PTC-8-4 | 1/2 | 1/4 | 15/16 | 1.01 | 1.20 |
| 379PTC-8-6 | 1/2 | 3/8 | 15/16 | 1.01 | 1.20 |
| 379PTC-8-8 | 1/2 | 1/2 | 15/16 | 1.01 | 1.39 |
| 379PTC-10-6 | 5/8 | 3/8 | 1-1/16 | 1.18 | 1.42 |
| 379PTC-10-8 | 5/8 | 1/2 | 1-1/16 | 1.18 | 1.61 |
| 379PTC-12-8 | 3/4 | 1/2 | 1-3/16 | 1.35 | 1.69 |
| 379PTC-12-12 | 3/4 | 3/4 | 1-3/16 | 1.35 | 1.79 |

D



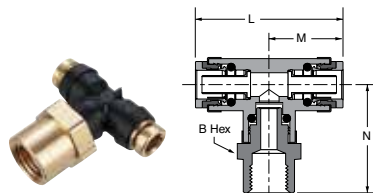
Male Branch Tee Swivel 372PTC

| PART NO. | TUBE SIZE | PIPE THREAD | B HEX | L | M | N |
|--------------|-----------|-------------|--------|------|------|------|
| 372PTC-4-2 | 1/4 | 1/8 | 9/16 | 1.42 | .73 | 1.22 |
| 372PTC-4-4 | 1/4 | 1/4 | 9/16 | 1.42 | .71 | 1.37 |
| 372PTC-4-6 | 1/4 | 3/8 | 3/4 | 1.42 | .71 | 1.37 |
| 372PTC-6-2 | 3/8 | 1/8 | 3/4 | 1.99 | .99 | 1.17 |
| 372PTC-6-4 | 3/8 | 1/4 | 3/4 | 1.99 | .99 | 1.32 |
| 372PTC-6-6 | 3/8 | 3/8 | 3/4 | 1.99 | .99 | 1.32 |
| 372PTC-8-4 | 1/2 | 1/4 | 15/16 | 2.30 | 1.15 | 1.43 |
| 372PTC-8-4-8 | 1/2X1/4 | 1/2 | 15/16 | 2.28 | 1.14 | 1.58 |
| 372PTC-8-6 | 1/2 | 3/8 | 15/16 | 2.25 | 1.13 | 1.39 |
| 372PTC-8-8 | 1/2 | 1/2 | 15/16 | 2.25 | 1.13 | 1.58 |
| 372PTC-10-8 | 5/8 | 1/2 | 1-1/16 | 2.82 | 1.41 | 1.81 |



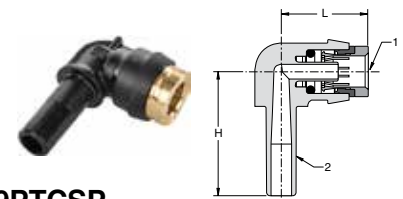
Plug-In Adapter 37PTCSP

| PART NO. | TUBE SIZE 1 | TUBE SIZE 2 | H | L |
|--------------|-------------|-------------|------|------|
| 37PTCSP-4-6 | 1/4 | 3/8 | .90 | 1.71 |
| 37PTCSP-6-4 | 3/8 | 1/4 | .76 | 1.66 |
| 37PTCSP-10-8 | 5/8 | 1/2 | 1.10 | 2.44 |



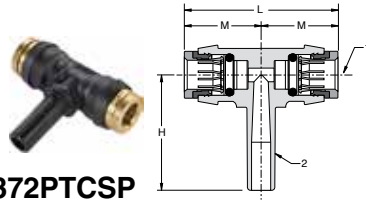
Female Branch Tee Swivel 377PTC

| PART NO. | TUBE SIZE | PIPE THREAD | B HEX | L | M | N |
|------------|-----------|-------------|-------|------|------|------|
| 377PTC-4-4 | 1/4 | 1/4 | 3/4 | 1.48 | 0.74 | 1.27 |



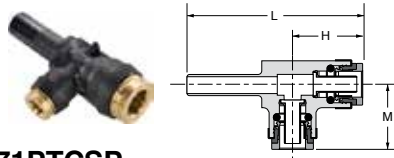
Plug-In Elbow 369PTCSP

| PART NO. | TUBE SIZE 1 | TUBE SIZE 2 | H | L |
|---------------|-------------|-------------|------|------|
| 369PTCSP-4-4 | 1/4 | 1/4 | 1.06 | .74 |
| 369PTCSP-4-6 | 1/4 | 3/8 | 1.20 | .74 |
| 369PTCSP-6-4 | 3/8 | 1/4 | 1.18 | .96 |
| 369PTCSP-6-6 | 3/8 | 3/8 | 1.32 | 0.96 |
| 369PTCSP-6-8 | 3/8 | 1/2 | 1.52 | .96 |
| 369PTCSP-8-4 | 1/2 | 1/4 | 1.16 | 1.12 |
| 369PTCSP-10-8 | 5/8 | 1/2 | 1.57 | 1.36 |



Plug-In Branch Tee 372PTCSP

| PART NO. | TUBE SIZE 1 | TUBE SIZE 2 | H | L | M |
|--------------|-------------|-------------|------|------|------|
| 372PTCSP-4-4 | 1/4 | 1/4 | 1.06 | 1.48 | .74 |
| 372PTCSP-4-6 | 1/4 | 3/8 | 1.20 | 1.48 | .74 |
| 372PTCSP-6-4 | 3/8 | 1/4 | 1.18 | 2.02 | 1.01 |
| 372PTCSP-6-6 | 3/8 | 3/8 | 1.32 | 2.02 | 1.01 |



Plug-In Run Tee 371PTCSP

| PART NO. | TUBE SIZE 1 | TUBE SIZE 2 | TUBE SIZE 3 | H | L | M |
|----------------|-------------|-------------|-------------|------|------|------|
| 371PTCSP-4-4 | 1/4 | 1/4 | 1/4 | .78 | 1.84 | .76 |
| 371PTCSP-4-6 | 1/4 | 1/4 | 3/8 | .78 | 1.98 | .76 |
| 371PTCSP-6-4 | 3/8 | 3/8 | 1/4 | 1.01 | 2.11 | 1.01 |
| 371PTCSP-6-6 | 3/8 | 3/8 | 3/8 | 1.01 | 2.25 | 1.01 |
| 371PTCSP-6-4-6 | 3/8 | 1/4 | 3/8 | 0.76 | 2.24 | 1.01 |
| 371PTCSP-8-4-8 | 1/2 | 1/4 | 1/2 | 0.96 | 2.58 | 1.15 |





Metric Prestomatic Air Brake Push-In Fittings

D

| MATERIALS OF CONSTRUCTION | |
|---------------------------|-----------------|
| FITTING BODIES: | BRASS |
| COLLET: | BRASS |
| TUBE SUPPORT: | STAINLESS STEEL |
| O-RING: | BUNA N |

| NOMENCLATURE | |
|----------------------|--------------------------------------|
| EXAMPLE: F8UPMTB8M22 | ATTRIBUTE: |
| F | STRAIGHT MALE CONNECTOR |
| 8 | METRIC PARALLEL |
| U | UNIVERSAL STUD |
| PMTB | AIR BRAKE PUSH-IN FITTING—BRASS BODY |
| 8 | 8MM TUBE SIZE |
| M22 | 22MM PORT THREAD |

| APPLICABLE TUBE | |
|-----------------|---|
| TUBE MATERIAL: | DIN 73378 VIRGIN NYLON, SAE J844 TUBING |
| TUBE O.D. (MM): | 6, 8, 10, 12, 16 |

| SPECIFICATIONS | |
|---------------------|----------------|
| PRESSURE RANGE: | UP TO 250 PSI |
| TEMPERATURE RANGES: | -40° TO +200°F |

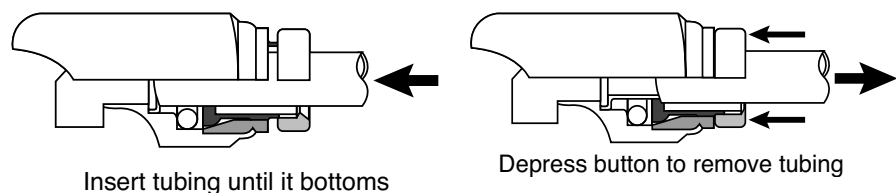
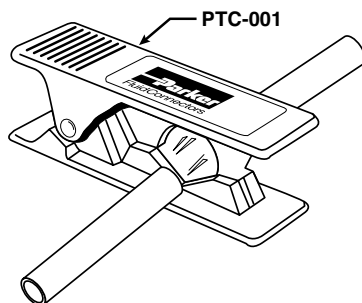


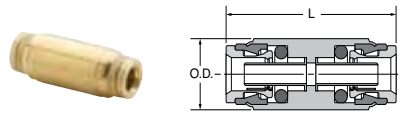
Patented design of sizes 6mm and above meet DIN 74324 and D.O.T. FMVSS 571.106 air brake performance specifications. Just bottom the tubing in the fitting body for a positive seal.

Assembly Instructions

1. Cut tubing squarely—maximum of 15° angle allowable.
 - Use of Parker tube cutter PTC-001 is recommended.
2. Check that port or mating part is clean and free of debris.
3. Insert tubing into fitting until it bottoms.
 - Push twice to verify that tubing is inserted past collet and O-Ring.
4. Pull on tubing to verify it is fully inserted.
5. To disassemble, simply press release button, hold against body, and pull tubing out of fitting.

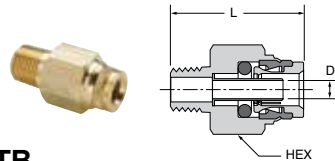
Note: in order to pass hot pull requirements of SAE FMVSS 571.106 and SAE J2494-3 a tube support must be present in the end of the fitting before final fitting assembly.





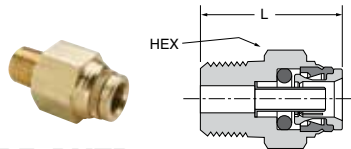
Union HPMTB

| PART NO. | TUBE SIZE (MM) | L (MM) | O.D. (MM) |
|----------|----------------|--------|-----------|
| HPMTB6 | 6 | 45.2 | 15.9 |
| HPMTB8 | 8 | 45.3 | 17.5 |
| HPMTB10 | 10 | 51.7 | 22.2 |
| HPMTB12 | 12 | 51.7 | 22.2 |



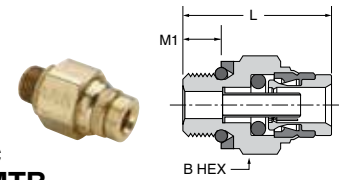
Male Connector F2PMTB

| PART NO. | TUBE (MM) | PIPE THREAD | L (MM) | HEX (MM) | FLOW DIA. D (MM) |
|--------------|-----------|-------------|--------|----------|------------------|
| F2PMTB8-1/8 | 8 | 1/8 | 33.79 | 19 | 4.90 |
| F2PMTB8-1/4 | 8 | 1/4 | 38.38 | 19 | 4.90 |
| F2PMTB10-1/4 | 10 | 1/4 | 36.83 | 20 | 6.35 |



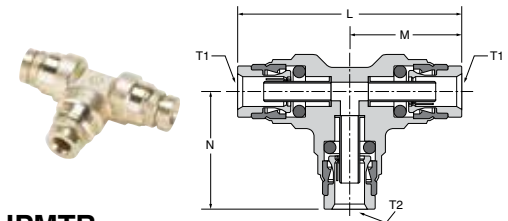
Male Connector BSPT F3PMTB

| PART NO. | TUBE (MM) | BSPT THREAD | L (MM) | HEX (MM) |
|--------------|-----------|-------------|--------|----------|
| F3PMTB8-1/2 | 8 | 1/2 | 35.1 | 22 |
| F3PMTB10-1/4 | 10 | 1/4 | 39.9 | 22 |
| F3PMTB10-1/2 | 10 | 1/2 | 39.6 | 22 |
| F3PMTB12-1/4 | 12 | 1/4 | 40.6 | 22 |
| F3PMTB12-3/8 | 12 | 3/8 | 40.4 | 22 |
| F3PMTB12-1/2 | 12 | 1/2 | 40.4 | 22 |



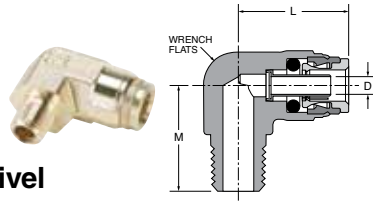
Male Connector Metric Straight Thread F8UPMTB

| PART NO. | TUBE SIZE (mm) | METRIC THREAD | L (mm) | B HEX (MM) | M1 (MM) |
|---------------|----------------|---------------|--------|------------|---------|
| F8UPMTB6-M10 | 6 | M10X1 | 29.7 | 17 | 6.4 |
| F8UPMTB6-M12 | 6 | M12X1.5 | 29.1 | 17 | 7.5 |
| F8UPMTB6-M14 | 6 | M14X1.5 | 29.1 | 22 | 7.5 |
| F8UPMTB6-M22 | 6 | M22X1.5 | 29.7 | 27 | 9.5 |
| F8UPMTB8-M10 | 8 | M10X1 | 31.4 | 22 | 6.4 |
| F8UPMTB8-M12 | 8 | M12X1.5 | 33.0 | 22 | 7.5 |
| F8UPMTB8-M14 | 8 | M14X1.5 | 33.0 | 22 | 7.5 |
| F8UPMTB8-M16 | 8 | M16X1.5 | 31.0 | 22 | 10.0 |
| F8UPMTB8-M22 | 8 | M22X1.5 | 28.8 | 27 | 9.5 |
| F8UPMTB10-M10 | 10 | M10X1 | 34.8 | 22 | 6.4 |
| F8UPMTB10-M12 | 10 | M12X1.5 | 36.9 | 22 | 7.5 |
| F8UPMTB10-M14 | 10 | M14X1.5 | 36.8 | 22 | 7.5 |
| F8UPMTB10-M16 | 10 | M16X1.5 | 37.5 | 22 | 10.0 |
| F8UPMTB10-M22 | 10 | M22X1.5 | 31.1 | 27 | 9.5 |
| F8UPMTB12-M12 | 12 | M12X1.5 | 37.3 | 22 | 7.5 |
| F8UPMTB12-M14 | 12 | M14X1.5 | 36.8 | 22 | 7.5 |
| F8UPMTB12-M16 | 12 | M16X1.5 | 39.7 | 22 | 10.0 |
| F8UPMTB12-M22 | 12 | M22X1.5 | 33.4 | 27 | 9.5 |
| F8UPMTB16-M22 | 16 | M22X1.5 | 33.3 | 27 | 9.5 |



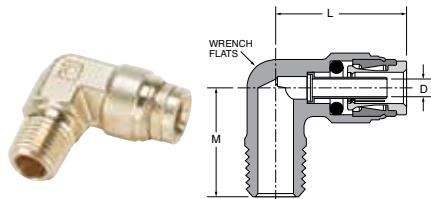
Union Tee JPMTB

| PART NO. | TUBE 1 (MM) | TUBE 2 (MM) | L (MM) | M (MM) | N (MM) |
|--------------|-------------|-------------|--------|--------|--------|
| JPMTB6 | 6 | 6 | 51.3 | 25.6 | 26.7 |
| JPMTB10 | 10 | 10 | 60.4 | 30.2 | 31.4 |
| JPMTB12 | 12 | 12 | 63.3 | 31.7 | 35.0 |
| JPMTB12-12-6 | 12 | 6 | 63.3 | 31.7 | 28.1 |



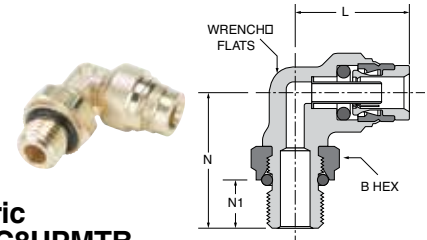
**Male Elbow Non-Swivel
BSPT C3PMTB**

| TUBE PART NO. | SIZE (MM) | BSPT THREAD | WRENCH FLATS (MM) | L (MM) | M (MM) |
|---------------|-----------|-------------|-------------------|--------|--------|
| C3PMTB6-1/4 | 6 | 1/4 | 11 | 27.9 | 23.1 |
| C3PMTB10-1/4 | 10 | 1/4 | 17 | 31.8 | 25.4 |
| C3PMTB12-1/4 | 12 | 1/4 | 22 | 34.3 | 28.5 |
| C3PMTB12-1/2 | 12 | 1/2 | 22 | 34.3 | 33.5 |



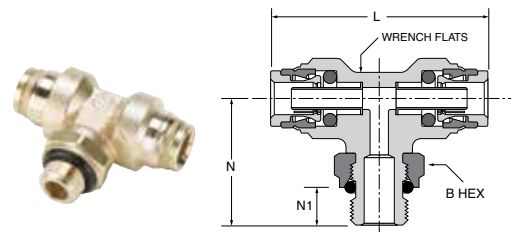
Male Elbow Non-Swivel C2PMTB

| TUBE PART NO. | SIZE (MM) | PIPE THREAD | FLATS (MM) | L (MM) | M (MM) | FLOW DIA. (MM) |
|---------------|-----------|-------------|------------|--------|--------|----------------|
| C2PMTB8-1/4 | 8 | 1/4 | 16 | 28.5 | 26.9 | 4.83 |



**Male Elbow Metric
Straight Thread C8UPMTB**

| PART NO. | TUBE SIZE (MM) | B METRIC THREAD | WRENCH FLATS (MM) | HEX (MM) | L (MM) | N (MM) | N1 (MM) |
|---------------|----------------|-----------------|-------------------|----------|--------|--------|---------|
| C8UPMTB6-M10 | 6 | M10X1 | 10 | 14 | 24.8 | 26.0 | 7.5 |
| C8UPMTB6-M12 | 6 | M12X1.5 | 10 | 17 | 24.8 | 28.2 | 9.5 |
| C8UPMTB6-M16 | 6 | M16X1.5 | 11 | 24 | 25.0 | 34.0 | 10.5 |
| C8UPMTB6-M22 | 6 | M22X1.5 | 19 | 30 | 28.1 | 41.4 | 10.5 |
| C8UPMTB8-M12 | 8 | M12X1.5 | 16 | 17 | 27.5 | 33.0 | 9.5 |
| C8UPMTB8-M14 | 8 | M14X1.5 | 16 | 19 | 26.7 | 33.5 | 9.5 |
| C8UPMTB8-M16 | 8 | M16X1.5 | 16 | 24 | 27.5 | 34.0 | 10.5 |
| C8UPMTB8-M22 | 8 | M22X1.5 | 19 | 30 | 32.0 | 40.4 | 10.5 |
| C8UPMTB10-M16 | 10 | M16X1.5 | 19 | 24 | 30.3 | 33.5 | 10.5 |
| C8UPMTB10-M22 | 10 | M22X1.5 | 19 | 30 | 32.0 | 38.4 | 10.5 |
| C8UPMTB12-M16 | 12 | M16X1.5 | 16 | 24 | 31.2 | 35.6 | 10.5 |
| C8UPMTB12-M22 | 12 | M22X1.5 | 16 | 30 | 32.9 | 38.4 | 10.5 |
| C8UPMTB16-M16 | 16 | M16X1.5 | 19 | 24 | 30.6 | 36.4 | 10.5 |
| C8UPMTB16-M22 | 16 | M22X1.5 | 25 | 30 | 31.7 | 40.4 | 10.5 |



**Male Branch Tee Swivel Metric
Straight Thread S8UPMTB**

| PART NO. | TUBE SIZE (MM) | METRIC THREAD | WRENCH FLATS (MM) | HEX (MM) | L (MM) | N (MM) | N1 (MM) |
|---------------|----------------|---------------|-------------------|----------|--------|--------|---------|
| S8UPMTB12-M16 | 12 | M16X1.5 | 19 | 24 | 65.9 | 37.6 | 10.5 |

D